


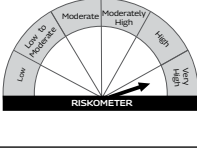
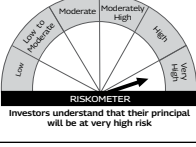
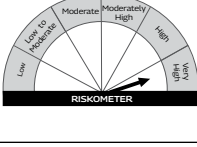


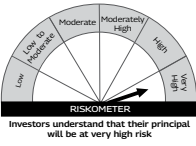
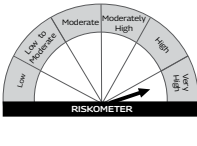
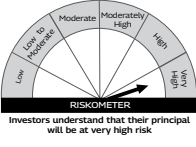



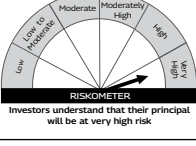
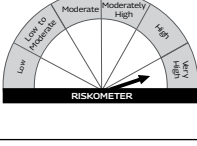
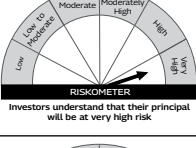
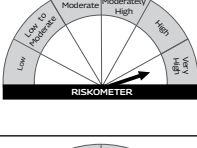

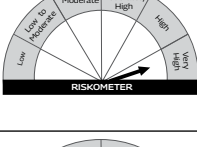

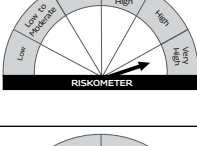

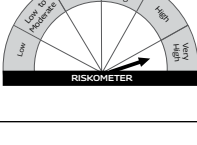
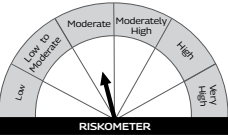







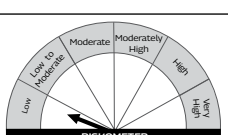
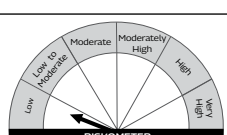
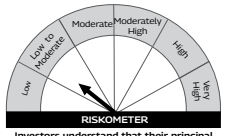
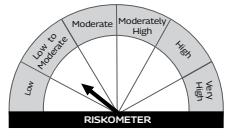




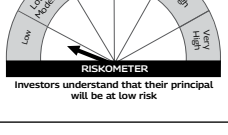

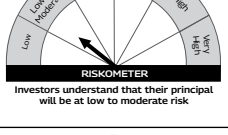

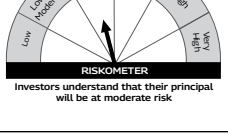



Scheme Name and Type	Product Suitability	Scheme Riskmeters	Scheme Benchmark	Benchmark Riskmeters
	This Product is Suitable for investors who are seeking*			
Mahindra Manulife ELSS Tax Saver Fund (An open ended equity linked savings scheme with a statutory lock in of 3 years and tax benefit)	<ul style="list-style-type: none"> Long term capital appreciation Investment predominantly in equity and equity related securities. 	 Investors understand that their principal will be at very high risk	Nifty 500 TRI	
Mahindra Manulife Multi Cap Fund (Multi Cap Fund - An open-ended equity scheme investing across large cap, mid cap, small cap stocks)	<ul style="list-style-type: none"> Medium to Long term capital appreciation. Investment predominantly in equity and equity related securities including derivatives. 	 Investors understand that their principal will be at very high risk	Nifty 500 Multicap 50:25:25 TRI	
Mahindra Manulife Mid Cap Fund (Mid Cap Fund - An open ended equity scheme predominantly investing in mid cap stocks)	<ul style="list-style-type: none"> Long term capital appreciation Investment predominantly in equity and equity related securities including derivatives of mid cap companies. 	 Investors understand that their principal will be at very high risk	Nifty Midcap 1.50 TRI	
Mahindra Manulife Consumption Fund (An open ended equity scheme following Consumption theme)	<ul style="list-style-type: none"> Long term capital appreciation Investment predominantly in equity and equity related securities including derivatives of entities engaged in and/ or expected to benefit from the consumption led demand in India. 	 Investors understand that their principal will be at very high risk	Nifty India Consumption TRI	
Mahindra Manulife Large Cap Fund (Large Cap Fund - An open ended equity scheme predominantly investing in large cap stocks)	<ul style="list-style-type: none"> Long term capital appreciation Investment predominantly in equity and equity related securities including derivatives of large cap companies. 	 Investors understand that their principal will be at very high risk	Nifty 100 TRI	
Mahindra Manulife Large & Mid Cap Fund (Large & Mid Cap Fund- An open ended equity scheme investing in both Large cap and Mid cap stocks)	<ul style="list-style-type: none"> Long term wealth creation and income Investment predominantly in equity and equity related securities of large and mid cap companies 	 Investors understand that their principal will be at very high risk	Nifty Large Midcap 250 TRI	
Mahindra Manulife Focused Fund (An open ended equity scheme investing in maximum 30 stocks across market caps (i.e Multi Cap))	<ul style="list-style-type: none"> Long term capital appreciation Investment in equity and equity related instruments in concentrated portfolio of maximum 30 stocks across market capitalization 	 Investors understand that their principal will be at very high risk	Nifty 500 TRI	
Mahindra Manulife Flexi Cap Fund (An open ended dynamic equity scheme investing across large cap, mid cap, small cap stocks)	<ul style="list-style-type: none"> Long term capital appreciation. Investment in diversified portfolio of equity & equity related instruments across market capitalization 	 Investors understand that their principal will be at very high risk	Nifty 500 TRI	
Mahindra Manulife Small Cap Fund (Small Cap Fund- An open ended equity scheme predominantly investing in small cap stocks)	<ul style="list-style-type: none"> Long term capital appreciation. Investment predominantly in equity and equity related securities of small cap companies. 	 Investors understand that their principal will be at very high risk	BSE 250 Small Cap TRI	
Mahindra Manulife Business Cycle Fund (An open ended equity scheme following business cycles based investing theme)	<ul style="list-style-type: none"> Long term capital appreciation. Investment predominantly in equity and equity related instruments of business cycle based theme. 	 Investors understand that their principal will be at very high risk	NIFTY 500 TRI	
Mahindra Manulife Manufacturing Fund (An open-ended equity scheme following manufacturing theme)	<ul style="list-style-type: none"> Long term capital appreciation. Investment in equity and equity-related securities of companies engaged in manufacturing theme. 	 Investors understand that their principal will be at very high risk	BSE India Manufacturing TRI	
Mahindra Manulife Asia Pacific REITs FOF (An open ended fund of fund scheme investing in Manulife Global Fund - Asia Pacific REIT Fund)	<ul style="list-style-type: none"> Capital appreciation over long term Investments in units of Manulife Global Fund - Asia Pacific REIT Fund 	 Investors understand that their principal will be at very high risk	FTSE EPRA Nareit Asia ex Japan REITs Index	

*Investors should consult their financial advisers if in doubt about whether the product is suitable for them.

Scheme Name and Type	Product Suitability	Scheme Riskmeters	Scheme Benchmark	Benchmark Riskmeters
	This Product is Suitable for investors who are seeking*			
Mahindra Manulife Equity Savings Fund (An open ended scheme investing in equity, arbitrage and debt)	<ul style="list-style-type: none"> Long term capital appreciation and generation of income Investment in equity and equity related instruments, arbitrage opportunities and debt and money market instruments. 	 Investors understand that their principal will be at moderate risk	Nifty Equity Savings TRI	
Mahindra Manulife Aggressive Hybrid Fund (An open ended hybrid scheme investing predominantly in equity and equity related instruments)	<ul style="list-style-type: none"> Long term capital appreciation and generation of income; Investment in equity and equity related instruments and debt and money market instruments 	 Investors understand that their principal will be at very high risk	CRISIL Hybrid 35+65 Aggressive Index	
Mahindra Manulife Balanced Advantage Fund (An open ended dynamic asset allocation fund)	<ul style="list-style-type: none"> Capital Appreciation while generating income over medium to long term; Investments in a dynamically managed portfolio of equity and equity related instruments and debt and money market instruments. 	 Investors understand that their principal will be at very high risk	Nifty 50 Hybrid Composite Debt 50: 50 Index TRI	
Mahindra Manulife Multi Asset Allocation Fund (An open ended scheme investing in Equity, Debt, Gold/Silver Exchange Traded Funds (ETFs) and Exchange Traded Commodity Derivatives)	<ul style="list-style-type: none"> Capital Appreciation while generating income over long term. Investments across equity and equity related instruments, debt and money market instruments, units of Gold/Silver Exchange Traded Funds (ETFs) and Exchange Traded Commodity Derivatives. 	 Investors understand that their principal will be at high risk	45% NIFTY 500 TRI + 40% CRISIL Composite Bond Index + 10% Domestic Price of Physical Gold + 5% Domestic Price of Silver	
Mahindra Manulife Arbitrage Fund (An open ended scheme investing in arbitrage opportunities)	<ul style="list-style-type: none"> Income over short term. Income through arbitrage opportunities between cash and derivative market and arbitrage opportunities within the derivative segment. 	 Investors understand that their principal will be at low risk	Nifty 50 Arbitrage TRI	
Mahindra Manulife Liquid Fund (An open ended liquid scheme. A relatively low interest rate risk and moderate credit risk)	<ul style="list-style-type: none"> Regular income over short term Investment in money market and debt instruments 	 Investors understand that their principal will be at low to moderate risk	CRISIL Liquid Debt A-I Index	
Mahindra Manulife Low Duration Fund (An open ended low duration debt scheme investing in instruments such that the Macaulay duration of the Portfolio is between 6 months and 12 months (please refer to page no. 19 of SID). A relatively low interest rate risk and moderate credit risk)	<ul style="list-style-type: none"> Regular Income over short term. Investment in debt and money market instruments. 	 Investors understand that their principal will be at low to moderate risk	CRISIL Low Duration Debt A-I Index	
Mahindra Manulife Dynamic Bond Fund (An open ended dynamic debt scheme investing across duration. A relatively high interest rate risk and moderate credit risk)	<ul style="list-style-type: none"> To generate regular returns and capital appreciation through active management of portfolio. Investments in debt & money market instruments across duration. 	 Investors understand that their principal will be at moderate risk	CRISIL Dynamic Bond A-III Index	
Mahindra Manulife Overnight Fund (An open ended debt scheme investing in overnight securities. A relatively low interest rate risk and relatively low credit risk)	<ul style="list-style-type: none"> To generate reasonable returns with high levels of safety and convenience of liquidity over short term To invest in debt and money market instruments having maturity of upto 1 business day 	 Investors understand that their principal will be at low risk	CRISIL Liquid Overnight Index	
Mahindra Manulife Ultra Short Duration Fund (An open ended ultra-short term debt scheme investing in instruments such that the Macaulay duration of the portfolio is between 3 to 6 months (please refer to page no. 18 of SID). A relatively low interest rate risk and moderate credit risk)	<ul style="list-style-type: none"> Regular Income over short term. Investment in a portfolio of short term debt and money market instruments. 	 Investors understand that their principal will be at low to moderate risk	CRISIL Ultra Short Duration Debt A-I Index	
Mahindra Manulife Short Duration Fund (An open ended short term debt scheme investing in instruments such that the Macaulay duration of the portfolio is between 1 year and 3 years (please refer to page no. 19 of SID). A moderate interest rate risk and moderate credit risk)	<ul style="list-style-type: none"> Income over short to medium term. Investment in debt and money market instruments. 	 Investors understand that their principal will be at moderate risk	CRISIL Short Duration Debt A-II Index	

*Investors should consult their financial advisers if in doubt about whether the product is suitable for them.

Potential Risk Class Matrix for Debt scheme(s) of the fund

Pursuant to Clause 17.5 of the SEBI Master Circular SEBI/HO/IMD/IMD-PoD-1/P/CIR/2024/90 dated June 27, 2024 Potential Risk Class ('PRC') Matrix for debt schemes based on Interest Rate Risk and Credit Risk is as follows:

Mahindra Manulife Overnight Fund

(An open ended debt scheme investing in overnight securities. A relatively low interest rate risk and relatively low credit risk.)

Potential Risk Class Matrix (Maximum risk the Scheme can take)			
Credit Risk →	Relatively Low (Class A)	Moderate (Class B)	Relatively High (Class C)
Interest Rate Risk ↓			
Relatively Low (Class I)	A-I		
Moderate (Class II)			
Relatively High (Class III)			

Mahindra Manulife Liquid Fund

(An open ended liquid scheme. A relatively low interest rate risk and moderate credit risk.)

Potential Risk Class Matrix (Maximum risk the Scheme can take)			
Credit Risk →	Relatively Low (Class A)	Moderate (Class B)	Relatively High (Class C)
Interest Rate Risk ↓			
Relatively Low (Class I)		B-I	
Moderate (Class II)			
Relatively High (Class III)			

Mahindra Manulife Ultra Short Duration Fund

(An open ended ultra-short term debt scheme investing in instruments such that the Macaulay duration of the portfolio is between 3 to 6 months (please refer to page no. 18 of SID). A relatively low interest rate risk and moderate credit risk.)

Potential Risk Class Matrix (Maximum risk the Scheme can take)			
Credit Risk →	Relatively Low (Class A)	Moderate (Class B)	Relatively High (Class C)
Interest Rate Risk ↓			
Relatively Low (Class I)		B-I	
Moderate (Class II)			
Relatively High (Class III)			

Mahindra Manulife Low Duration Fund

(An open ended low duration debt scheme investing in instruments such that the Macaulay duration of the Portfolio is between 6 months and 12 months (please refer to page no. 19 of SID). A relatively low interest rate risk and moderate credit risk.)

Potential Risk Class Matrix (Maximum risk the Scheme can take)			
Credit Risk →	Relatively Low (Class A)	Moderate (Class B)	Relatively High (Class C)
Interest Rate Risk ↓			
Relatively Low (Class I)		B-I	
Moderate (Class II)			
Relatively High (Class III)			

Mahindra Manulife Short Duration Fund

(An open ended short term debt scheme investing in instruments such that the Macaulay duration of the portfolio is between 1 year and 3 years (please refer to page no. 19 of SID). A moderate interest rate risk and moderate credit risk.)

Potential Risk Class Matrix (Maximum risk the Scheme can take)			
Credit Risk →	Relatively Low (Class A)	Moderate (Class B)	Relatively High (Class C)
Interest Rate Risk ↓			
Relatively Low (Class I)			
Moderate (Class II)		B-II	
Relatively High (Class III)			

Mahindra Manulife Dynamic Bond Fund

(An open ended dynamic debt scheme investing across duration. A relatively high interest rate risk and moderate credit risk.)

Potential Risk Class Matrix (Maximum risk the Scheme can take)			
Credit Risk →	Relatively Low (Class A)	Moderate (Class B)	Relatively High (Class C)
Interest Rate Risk ↓			
Relatively Low (Class I)			
Moderate (Class II)			
Relatively High (Class III)		B-III	

Fund Performance as on September 30, 2024

Mahindra Manulife ELSS Tax Saver Fund Managed by Ms. Fatema Pacha & Mr. Manish Lodha	CAGR Returns (%)				Value of Investment of ₹ 10,000*				NAV / Index Value (as on September 30, 2024)
	1 Year	3 Years	5 Years	Since Inception	1 Year (₹)	3 Years (₹)	5 Years (₹)	Since Inception	
Regular Plan - Growth Option	31.60	16.11	20.41	14.49	13,180	15,661	25,337	29,344	29.3443
Direct Plan - Growth Option	33.71	18.06	22.43	16.62	13,392	16,461	27,534	33,994	33.9941
Nifty 500 TRI [^]	41.27	18.42	22.25	17.17	14,154	16,614	27,335	35,274	38,261.39
Nifty 50 TRI ^{^^}	32.80	14.92	18.95	16.09	13,300	15,184	23,839	32,781	38,315.21

[^]Benchmark ^{^^}Additional Benchmark. CAGR - Compounded Annual Growth Rate. Inception/Allotment date: 18-Oct-16. **Past performance may or may not be sustained in future and should not be used as a basis of comparison with other investments.** Since inception returns of the scheme is calculated on face value of Rs. 10 invested at inception. The performance details provided above are of Growth Option under Regular and Direct Plan. Different Plans i.e Regular Plan and Direct Plan under the scheme has different expense structure. Ms. Fatema Pacha is managing this scheme since October 16, 2020. Mr. Manish Lodha is managing this scheme since December 21,2020. *Based on standard investment of Rs. 10,000 made at the beginning of the relevant period.

Mahindra Manulife Multi Cap Fund Managed by Mr. Manish Lodha & Ms. Fatema Pacha	CAGR Returns (%)				Value of Investment of ₹ 10,000*				NAV / Index Value (as on September 30, 2024)
	1 Year	3 Years	5 Years	Since Inception	1 Year (₹)	3 Years (₹)	5 Years (₹)	Since Inception	
Regular Plan - Growth Option	45.56	21.93	27.43	19.32	14,586	18,139	33,652	36,926	36.9255
Direct Plan - Growth Option	47.76	23.98	29.61	21.56	14,807	19,071	36,626	42,375	42.3747
Nifty 500 Multicap 50:25:25 TRI [^]	44.06	21.14	25.88	17.57	14,435	17,786	31,643	33,106	21,877.62
Nifty 50 TRI ^{^^}	32.80	14.92	18.95	16.05	13,300	15,184	23,839	30,065	38,315.21

[^]Benchmark ^{^^}Additional Benchmark. CAGR - Compounded Annual Growth Rate. Inception/Allotment date: 11-May-17. **Past performance may or may not be sustained in future and should not be used as a basis of comparison with other investments.** Since inception returns of the scheme is calculated on face value of Rs. 10 invested at inception. The performance details provided above are of Growth Option under Regular and Direct Plan. Different Plans i.e Regular Plan and Direct Plan under the scheme has different expense structure. Mr. Manish Lodha is managing this fund since December 21, 2020. Ms. Fatema Pacha is managing this scheme since October 16, 2020. *Based on standard investment of Rs. 10,000 made at the beginning of the relevant period.

Mahindra Manulife Mid Cap Fund Managed by Mr. Abhinav Khandelwal & Mr. Manish Lodha	CAGR Returns (%)				Value of Investment of ₹ 10,000*				NAV / Index Value (as on September 30, 2024)
	1 Year	3 Years	5 Years	Since Inception	1 Year (₹)	3 Years (₹)	5 Years (₹)	Since Inception	
Regular Plan - Growth Option	53.41	27.23	30.06	20.82	15,377	20,611	37,272	35,308	35.3083
Direct Plan - Growth Option	55.71	29.29	32.17	22.87	15,609	21,626	40,394	39,509	39.5094
Nifty Midcap 150 TRI [^]	47.90	26.12	31.42	19.49	14,821	20,074	39,263	32,795	28,192.01
Nifty 50 TRI ^{^^}	32.80	14.92	18.95	14.98	13,300	15,184	23,839	25,382	38,315.21

[^]Benchmark ^{^^}Additional Benchmark. CAGR - Compounded Annual Growth Rate. Inception/Allotment date: 30-Jan-18. **Past performance may or may not be sustained in future and should not be used as a basis of comparison with other investments.** Since inception returns of the scheme is calculated on face value of Rs. 10 invested at inception. The performance details provided above are of Growth Option under Regular and Direct Plan. Different Plans i.e Regular Plan and Direct Plan under the scheme has different expense structure. *Based on standard investment of Rs. 10,000 made at the beginning of the relevant period. Mr. Abhinav Khandelwal is managing this fund since February 1, 2022. Mr. Manish Lodha is managing this fund since December 21, 2020.

Mahindra Manulife Consumption Fund Managed by Mr. Abhinav Khandelwal & Ms. Fatema Pacha	CAGR Returns (%)				Value of Investment of ₹ 10,000*				NAV / Index Value (as on September 30, 2024)
	1 Year	3 Years	5 Years	Since Inception	1 Year (₹)	3 Years (₹)	5 Years (₹)	Since Inception	
Regular Plan - Growth Option	48.96	22.81	20.56	17.09	14,928	18,533	25,492	25,303	25.3032
Direct Plan - Growth Option	51.49	24.84	22.56	19.10	15,183	19,470	27,680	27,974	27.9739
Nifty India Consumption TRI [^]	52.80	22.53	22.26	19.90	15,315	18,406	27,348	29,102	16,049.74
Nifty 50 TRI ^{^^}	32.80	14.92	18.95	17.74	13,300	15,184	23,839	26,150	38,315.21

[^]Benchmark ^{^^}Additional Benchmark. CAGR - Compounded Annual Growth Rate. Inception/Allotment date: 13-Nov-18. **Past performance may or may not be sustained in future and should not be used as a basis of comparison with other investments.** Since inception returns of the scheme is calculated on face value of Rs. 10 invested at inception. The performance details provided above are of Growth Option under Regular and Direct Plan. Different Plans i.e Regular Plan and Direct Plan under the scheme has different expense structure. Mr. Abhinav Khandelwal is managing this scheme since April 1, 2022. Ms. Fatema Pacha is managing this scheme since December 21, 2020. *Based on standard investment of Rs. 10,000 made at the beginning of the relevant period.

Mahindra Manulife Large Cap Fund Managed by Ms. Fatema Pacha & Mr. Abhinav Khandelwal	CAGR Returns (%)				Value of Investment of ₹ 10,000*				NAV / Index Value (as on September 30, 2024)
	1 Year	3 Years	5 Years	Since Inception	1 Year (₹)	3 Years (₹)	5 Years (₹)	Since Inception	
Regular Plan - Growth Option	34.59	15.03	18.06	16.95	13,481	15,226	22,953	23,848	23.8482
Direct Plan - Growth Option	36.85	17.11	20.21	19.11	13,708	16,068	25,123	26,402	26.4020
Nifty 100 TRI [^]	38.59	15.93	19.57	17.71	13,884	15,586	24,466	24,716	36,486.84
BSE Sensex TRI ^{^^}	29.48	13.98	18.26	16.85	12,966	14,813	23,148	23,738	1,30,491.02

[^]Benchmark ^{^^}Additional Benchmark. CAGR - Compounded Annual Growth Rate. Inception/Allotment date: 15-Mar-2019. **Past performance may or may not be sustained in future and should not be used as a basis of comparison with other investments.** Since inception returns of the scheme is calculated on face value of Rs. 10 invested at inception. The performance details provided above are of Growth Option under Regular and Direct Plan. Different Plans i.e Regular Plan and Direct Plan under the scheme has different expense structure. Ms. Fatema Pacha is managing this scheme since December 21, 2020 Mr. Abhinav Khandelwal is managing this scheme since March 1, 2022. *Based on standard investment of Rs. 10,000 made at the beginning of the relevant period.

Fund Performance as on September 30, 2024

Mahindra Manulife Large & Mid Cap Fund <small>Managed by Mr. Manish Lodha & Mr. Abhinav Khandelwal</small>	CAGR Returns (%)			Value of Investment of ₹ 10,000*			NAV / Index Value (as on September 30, 2024)
	1 Year	3 Years	Since Inception	1 Year (₹)	3 Years (₹)	Since Inception	
Regular Plan - Growth Option	38.29	19.43	24.62	13,853	17,043	28,482	28.4823
Direct Plan - Growth Option	40.49	21.56	26.87	14,075	17,971	31,016	31.0155
Nifty Large Midcap 250 TRI [^]	43.26	21.05	25.28	14,354	17,747	29,208	21,725.06
Nifty 50 TRI ^{^^}	32.80	14.92	18.34	13,300	15,184	22,277	38,315.21

[^]Benchmark ^{^^}Additional Benchmark. CAGR - Compounded Annual Growth Rate. Inception/Allotment date: 30-Dec-19. **Past performance may or may not be sustained in future and should not be used as a basis of comparison with other investments.** Since inception returns of the scheme is calculated on face value of Rs. 10 invested at inception. The performance details provided above are of Growth Option under Regular and Direct Plan. Different Plans i.e Regular Plan and Direct Plan under the scheme has different expense structure. *Based on standard investment of Rs. 10,000 made at the beginning of the relevant period. Mr. Manish Lodha is managing this scheme since December 21, 2020. Mr. Abhinav Khandelwal is managing this scheme since February 1, 2022.

Mahindra Manulife Focused Fund <small>Managed by Mr. Krishna Sanghavi & Ms. Fatema Pacha</small>	CAGR Returns (%)			Value of Investment of ₹ 10,000*			NAV / Index Value (as on September 30, 2024)
	1 Year	3 Years	Since Inception	1 Year (₹)	3 Years (₹)	Since Inception	
Regular Plan - Growth Option	48.39	22.72	30.63	14,871	18,494	28,135	28.1353
Direct Plan - Growth Option	50.88	25.07	33.20	15,122	19,578	30,342	30.3419
Nifty 500 TRI [^]	41.27	18.42	25.35	14,154	16,614	23,977	38,261.39
Nifty 50 TRI ^{^^}	32.80	14.92	21.10	13,300	15,184	20,985	38,315.21

[^]Benchmark ^{^^}Additional Benchmark. CAGR - Compounded Annual Growth Rate. Inception/Allotment date: 17-Nov-20. **Past performance may or may not be sustained in future and should not be used as a basis of comparison with other investments.** Since inception returns of the scheme is calculated on face value of Rs. 10 invested at inception. The performance details provided above are of Growth Option under Regular and Direct Plan. Different Plans i.e Regular Plan and Direct Plan under the scheme has different expense structure. *Based on standard investment of Rs. 10,000 made at the beginning of the relevant period. Ms. Fatema Pacha is managing this scheme since December 21, 2020.

Mahindra Manulife Flexi Cap Fund <small>Managed by Ms. Fatema Pacha & Mr. Manish Lodha</small>	CAGR Returns (%)			Value of Investment of ₹ 10,000*			NAV / Index Value (as on September 30, 2024)
	1 Year	3 Years	Since Inception	1 Year (₹)	3 Years (₹)	Since Inception	
Regular Plan - Growth Option	36.04	18.10	18.22	13,627	16,480	16,819	16.8187
Direct Plan - Growth Option	38.38	20.35	20.48	13,863	17,438	17,838	17.8380
Nifty 500 TRI [^]	41.27	18.42	20.75	14,154	16,614	17,966	38,261.39
Nifty 50 TRI ^{^^}	32.80	14.92	16.86	13,300	15,184	16,225	38,315.21

[^]Benchmark ^{^^}Additional Benchmark. CAGR - Compounded Annual Growth Rate. Inception/Allotment date: 23-Aug-21. **Past performance may or may not be sustained in future and should not be used as a basis of comparison with other investments.** Since inception returns of the scheme is calculated on face value of Rs. 10 invested at inception. The performance details provided above are of Growth Option under Regular and Direct Plan. Different Plans i.e Regular Plan and Direct Plan under the scheme has different expense structure. *Based on standard investment of Rs. 10,000 made at the beginning of the relevant period.

Mahindra Manulife Small Cap Fund <small>Managed by Mr. Abhinav Khandelwal & Mr. Manish Lodha</small>	CAGR Returns (%)		Value of Investment of ₹ 10,000*		NAV / Index Value (as on September 30, 2024)
	1 Year	Since Inception	1 Year (₹)	Since Inception	
Regular Plan - Growth Option	59.14	52.70	15,954	21,450	21.4500
Direct Plan - Growth Option	61.73	55.35	16,216	22,124	22.1243
BSE 250 Small Cap TRI [^]	48.94	42.17	14,926	18,857	9,224.79
Nifty 50 TRI ^{^^}	32.80	21.69	13,300	14,246	38,315.21

[^]Benchmark ^{^^}Additional Benchmark. Inception/Allotment date: 12-Dec-22. **Past performance may or may not be sustained in future and should not be used as a basis of comparison with other investments.** Since inception returns of the scheme is calculated on face value of Rs. 10 invested at inception. The performance details provided above are of Growth Option under Regular and Direct Plan. Different Plans i.e Regular Plan and Direct Plan under the scheme has different expense structure. *Based on standard investment of Rs. 10,000 made at the beginning of the relevant period.

Mahindra Manulife Asia Pacific REIT FoF <small>Managed by Mr. Pranav Patel[§] & Mr. Amit Garg</small>	CAGR Returns (%)		Value of Investment of ₹ 10,000*		NAV / Index Value (as on September 30, 2024)
	1 Year	Since Inception	1 Year (₹)	Since Inception	
Regular Plan - Growth Option	16.60	-2.40	11,670	9,309	9.3086
Direct Plan - Growth Option	17.69	-1.43	11,780	9,584	9.5840
FTSE EPRA Nareit Asia ex Japan REITs Index [^]	19.53	2.61	11,964	10,788	2,85,988.30
Nifty 50 TRI ^{^^}	32.80	13.81	13,300	14,643	38,315.21

[^]Benchmark ^{^^}Additional Benchmark. CAGR - Compounded Annual Growth Rate. Inception/Allotment date: 20-Oct-21. **Past performance may or may not be sustained in future and should not be used as a basis of comparison with other investments.** Since inception returns of the scheme is calculated on face value of Rs. 10 invested at inception. The performance details provided above are of Growth Option under Regular and Direct Plan. Different Plans i.e Regular Plan and Direct Plan under the scheme has different expense structure. *Based on standard investment of Rs. 10,000 made at the beginning of the relevant period. Mr. Pranav Patel is managing this fund since January 05, 2024. Mr. Amit Garg is managing the scheme since October 20, 2021. [§]Dedicated Fund Manager for Overseas Investments.

Fund Performance as on September 30, 2024

Mahindra Manulife Equity Savings Fund Managed by Mr. Manish Lodha (Equity), Mr. Renjith Sivaram (Equity), Mr. Rahul Pal (Debt) & Mr. Pranav Patel ⁶	CAGR Returns (%)				Value of Investment of ₹ 10,000*				NAV / Index Value (as on September 30, 2024)
	1 Year	3 Years	5 Years	Since Inception	1 Year (₹)	3 Years (₹)	5 Years (₹)	Since Inception	
Regular Plan - Growth Option	16.41	9.11	12.11	9.59	11,651	12,994	17,719	20,174	20.1739
Direct Plan - Growth Option	18.36	11.05	14.04	11.63	11,847	13,700	19,306	23,237	23.2365
Nifty Equity Savings TRI ^A	16.16	9.29	10.85	10.06	11,626	13,055	16,749	20,853	6,065.51
CRISIL 10 Yr Gilt Index ^{AA}	10.31	5.37	5.64	5.45	11,037	11,702	13,162	15,017	4,804.62

^ABenchmark ^{AA}Additional Benchmark. CAGR - Compounded Annual Growth Rate. Inception/Allotment date: 1-Feb-17. **Past performance may or may not be sustained in future and should not be used as a basis of comparison with other investments.** Since inception returns of the scheme is calculated on face value of Rs. 10 invested at inception. The performance details provided above are of Growth Option under Regular and Direct Plan. Different Plans i.e Regular Plan and Direct Plan under the scheme has different expense structure. ^BBased on standard investment of Rs. 10,000 made at the beginning of the relevant period. Mr. Manish Lodha is managing this fund since December 21, 2020. Mr. Renjith Sivaram is managing this fund since July 03, 2023. Mr. Pranav Patel is managing this fund since January 05, 2024. ⁶Dedicated Fund Manager for Overseas Investments.

Mahindra Manulife Aggressive Hybrid Fund Managed by Ms. Fatema Pacha (Equity), Mr. Manish Lodha (Equity), Mr. Rahul Pal (Debt) & Mr. Amit Garg (Debt)	CAGR Returns (%)				Value of Investment of ₹ 10,000*				NAV / Index Value (as on September 30, 2024)
	1 Year	3 Years	5 Years	Since Inception	1 Year (₹)	3 Years (₹)	5 Years (₹)	Since Inception	
Regular Plan - Growth Option	37.40	17.70	21.11	21.25	13,764	16,313	26,085	27,266	27.2658
Direct Plan - Growth Option	39.70	19.86	23.36	23.50	13,995	17,229	28,600	30,004	30.0035
CRISIL Hybrid 35+65 Aggressive Index ^A	28.52	13.61	16.80	16.30	12,870	14,671	21,756	21,951	20,790.48
Nifty 50 TRI ^{AA}	32.80	14.92	18.95	18.34	13,300	15,184	23,839	24,029	38,315.21

^ABenchmark ^{AA}Additional Benchmark. CAGR - Compounded Annual Growth Rate. Inception/Allotment date: 19-Jul-19. **Past performance may or may not be sustained in future and should not be used as a basis of comparison with other investments.** Since inception returns of the scheme is calculated on face value of Rs. 10 invested at inception. The performance details provided above are of Growth Option under Regular and Direct Plan. Different Plans i.e Regular Plan and Direct Plan under the scheme has different expense structure. ^BBased on standard investment of Rs. 10,000 made at the beginning of the relevant period. Ms. Fatema Pacha is managing this scheme since October 16, 2020. Mr. Manish Lodha is managing this fund since December 21, 2020. Mr. Amit Garg is managing the scheme since May 02, 2024.

Mahindra Manulife Balanced Advantage Fund Managed by Mr. Manish Lodha (Equity), Ms. Fatema Pacha (Equity) & Mr. Rahul Pal (Debt)	CAGR Returns (%)		Value of Investment of ₹ 10,000*		NAV / Index Value (as on September 30, 2024)
	1 Year	Since Inception	1 Year (₹)	Since Inception	
Regular Plan - Growth Option	27.53	14.33	12,770	14,460	14.4602
Direct Plan - Growth Option	29.72	16.43	12,991	15,202	15.2024
Nifty 50 Hybrid Composite Debt 50: 50 Index TRI ^A	20.58	11.87	12,071	13,620	15,884.06
Nifty 50 TRI ^{AA}	32.80	17.30	13,300	15,516	38,315.21

^ABenchmark ^{AA}Additional Benchmark. CAGR - Compounded Annual Growth Rate. Inception/Allotment date: 30-Dec-21. **Past performance may or may not be sustained in future and should not be used as a basis of comparison with other investments.** Since inception returns of the scheme is calculated on face value of Rs. 10 invested at inception. The performance details provided above are of Growth Option under Regular and Direct Plan. Different Plans i.e Regular Plan and Direct Plan under the scheme has different expense structure. ^BBased on standard investment of Rs. 10,000 made at the beginning of the relevant period.

Mahindra Manulife Arbitrage Fund Managed by Mr. Abhinav Khandelwal (Equity) & Mr. Manish Lodha (Equity); Mr. Rahul Pal (Debt)	CAGR Returns (%)			Value of Investment of ₹ 10,000*			NAV / Index Value (as on September 30, 2024)
	1 Year	3 Years	Since Inception	1 Year (₹)	3 Years (₹)	Since Inception	
Regular Plan - Growth Option	5.94	4.72	4.21	10,597	11,484	11,842	11.8419
Direct Plan - Growth Option	6.78	5.58	5.07	10,681	11,771	12,251	12.2512
Nifty 50 Arbitrage ^A	7.05	6.09	5.51	10,709	11,941	12,465	2,372.64
CRISIL 1 Yr T-Bill Index ^{AA}	7.64	5.84	5.27	10,768	11,857	12,347	7,374.14

^ABenchmark ^{AA}Additional Benchmark. CAGR - Compounded Annual Growth Rate. Inception/Allotment date: 24-Aug-20. **Past performance may or may not be sustained in future and should not be used as a basis of comparison with other investments.** Since inception returns of the scheme is calculated on face value of Rs. 10 invested at inception. The performance details provided above are of Growth Option under Regular and Direct Plan. Different Plans i.e Regular Plan and Direct Plan under the scheme has different expense structure. ^BBased on standard investment of Rs. 10,000 made at the beginning of the relevant period. Mr. Abhinav Khandelwal is managing this scheme since April 1, 2022. Mr. Manish Lodha is managing this fund since December 21, 2020.

Mahindra Manulife Liquid Fund Managed by Mr. Rahul Pal and Mr. Amit Garg	Simple Annualised Returns (%)			CAGR Returns (%)				Value of Investment of ₹ 10,000*				NAV / Index Value (as on September 30, 2024)
	7 Days	15 Days	30 days	1 Year	3 Years	5 Years	Since Inception	1 Year (₹)	3 Years (₹)	5 Years (₹)	Since Inception	
Regular Plan - Growth Option	7.52	7.27	7.07	7.34	6.10	5.28	5.98	10,736	11,946	12,938	16,138	1,613.7870
Direct Plan - Growth Option	7.63	7.38	7.18	7.46	6.22	5.40	6.10	10,748	11,986	13,010	16,297	1,629.7381
CRISIL Liquid Debt A-I Index ^A	7.29	7.19	7.03	7.34	6.17	5.33	5.93	10,736	11,969	12,971	16,080	4,110.76
CRISIL 1 Yr T-Bill Index ^{AA}	7.28	8.26	8.06	7.64	5.84	5.56	6.07	10,767	11,857	13,108	16,253	7,374.14

^ABenchmark ^{AA}Additional Benchmark. CAGR - Compounded Annual Growth Rate. Inception/Allotment date: 04-Jul-16. **Past performance may or may not be sustained in future and should not be used as a basis of comparison with other investments.** Since inception returns of the scheme is calculated on face value of Rs. 1,000 invested at inception. The performance details provided above are of Growth Option under Regular and Direct Plan. Different Plans i.e Regular Plan and Direct Plan under the scheme has different expense structure. ^BBased on standard investment of Rs. 10,000 made at the beginning of the relevant period. Mr. Amit Garg is managing the scheme since June 8, 2020.

Fund Performance as on September 30, 2024

Mahindra Manulife Low Duration Fund Managed by Mr. Rahul Pal	CAGR Returns (%)				Value of Investment of ₹ 10,000*				NAV / Index Value (as on September 30, 2024)
	1 Year	3 Years	5 Years	Since Inception	1 Year (₹)	3 Years (₹)	5 Years (₹)	Since Inception	
Regular Plan - Growth Option	6.95	5.48	5.39	5.90	10,699	11,738	13,007	15,481	1,548.1251
Direct Plan - Growth Option	7.79	6.32	6.24	6.79	10,784	12,020	13,538	16,508	1,650.8253
CRISIL Low Duration Debt A-I Index [^]	7.57	6.17	6.07	6.60	10,762	11,971	13,429	16,279	7,578.71
CRISIL 1 Yr T-Bill Index ^{^^}	7.64	5.84	5.56	5.99	10,768	11,857	13,108	15,583	7,374.14

[^]Benchmark ^{^^}Additional Benchmark. CAGR - Compounded Annual Growth Rate. Inception/Allotment date: 15-Feb-17. **Past performance may or may not be sustained in future and should not be used as a basis of comparison with other investments.** Since inception returns of the scheme is calculated on face value of Rs. 1,000 invested at inception. The performance details provided above are of Growth Option under Regular and Direct Plan. Different Plans ie Regular Plan and Direct Plan under the scheme has different expense structure. *Based on standard investment of Rs. 10,000 made at the beginning of the relevant period.

Mahindra Manulife Dynamic Bond Fund Managed by Mr. Rahul Pal	CAGR Returns (%)				Value of Investment of ₹ 10,000*				NAV / Index Value (as on September 30, 2024)
	1 Year	3 Years	5 Years	Since Inception	1 Year (₹)	3 Years (₹)	5 Years (₹)	Since Inception	
Regular Plan - Growth Option	9.32	4.82	4.91	5.20	10,938	11,518	12,713	13,637	13.6371
Direct Plan - Growth Option	10.61	6.00	6.09	6.38	11,068	11,912	13,443	14,597	14.5973
CRISIL Dynamic Bond A-III Index [^]	9.31	5.74	7.07	7.95	10,936	11,826	14,075	15,969	5,531.61
CRISIL 10 Yr Gilt Index ^{^^}	10.31	5.37	5.64	7.06	11,037	11,702	13,162	15,175	4,804.62

[^]Benchmark ^{^^}Additional Benchmark. CAGR - Compounded Annual Growth Rate. Inception/Allotment date: 20-Aug-18. **Past performance may or may not be sustained in future and should not be used as a basis of comparison with other investments.** Since inception returns of the scheme is calculated on face value of Rs. 10 invested at inception. The performance details provided above are of Growth Option under Regular and Direct Plan. Different Plans ie Regular Plan and Direct Plan under the scheme has different expense structure. *Based on standard investment of Rs. 10,000 made at the beginning of the relevant period.

Mahindra Manulife Overnight Fund Managed by Mr. Rahul Pal and Mr. Amit Garg	Simple Annualised Returns (%)			CAGR Returns (%)				Value of Investment of ₹ 10,000*				NAV / Index Value (as on September 30, 2024)
	7 Days	15 Days	30 days	1 Year	3 Years	5 Years	Since Inception	1 Year (₹)	3 Years (₹)	5 Years (₹)	Since Inception	
Regular Plan - Growth Option	6.44	6.48	6.38	6.67	5.66	4.75	4.76	10,669	11,797	12,613	12,735	1,273.5122
Direct Plan - Growth Option	6.54	6.58	6.49	6.77	5.76	4.85	4.87	10,679	11,832	12,677	12,802	1,280.2223
CRISIL Liquid Overnight Index [^]	6.51	6.56	6.46	6.81	5.81	4.89	4.92	10,683	11,848	12,702	12,831	3,346.79
CRISIL 1 Yr T-Bill Index ^{^^}	7.28	8.26	8.06	7.64	5.84	5.56	5.63	10,767	11,857	13,108	13,292	7,374.14

[^]Benchmark ^{^^}Additional Benchmark. CAGR - Compounded Annual Growth Rate. Inception/Allotment date: 23-Jul-19. **Past performance may or may not be sustained in future and should not be used as a basis of comparison with other investments.** Since inception returns of the scheme is calculated on face value of Rs. 1,000 invested at inception. The performance details provided above are of Growth Option under Regular and Direct Plan. Different Plans ie Regular Plan and Direct Plan under the scheme has different expense structure. *Based on standard investment of Rs. 10,000 made at the beginning of the relevant period. Mr. Amit Garg is managing the scheme since June 8, 2020.

Mahindra Manulife Ultra Short Duration Fund Managed by Mr. Rahul Pal and Mr. Amit Garg	CAGR Returns (%)			Value of Investment of ₹ 10,000*				NAV / Index Value (as on September 30, 2024)
	1 Year	3 Years	Since Inception	1 Year (₹)	3 Years (₹)	Since Inception		
Regular Plan - Growth Option	7.18	5.85	5.50	10,722	11,862	13,039	1,303.9239	
Direct Plan - Growth Option	7.63	6.30	5.94	10,768	12,013	13,314	1,331.4147	
CRISIL Ultra Short Duration Debt A-I Index [^]	7.62	6.37	5.86	10,766	12,036	13,261	7,666.17	
CRISIL 1 Yr T-Bill Index ^{^^}	7.64	5.84	5.53	10,768	11,857	13,060	7,374.14	

[^]Benchmark ^{^^}Additional Benchmark. CAGR - Compounded Annual Growth Rate. Inception/Allotment date: 17-Oct-19. **Past performance may or may not be sustained in future and should not be used as a basis of comparison with other investments.** Since inception returns of the scheme is calculated on face value of Rs. 1,000 invested at inception. The performance details provided above are of Growth Option under Regular and Direct Plan. Different Plans ie Regular Plan and Direct Plan under the scheme has different expense structure. *Based on standard investment of Rs. 10,000 made at the beginning of the relevant period. Mr. Amit Garg is managing the scheme since June 8, 2020.

Mahindra Manulife Short Duration Fund Managed by Mr. Rahul Pal & Mr. Pranav Patel [§]	CAGR Returns (%)			Value of Investment of ₹ 10,000*			NAV / Index Value (as on September 30, 2024)
	1 Year	3 Years	Since Inception	1 Year (₹)	3 Years (₹)	Since Inception	
Regular Plan - Growth Option	7.77	5.30	5.29	10,781	11,676	12,039	12.0388
Direct Plan - Growth Option	8.82	6.32	6.31	10,887	12,021	12,464	12.4643
CRISIL Short Duration Debt A-II Index [^]	7.91	5.80	5.88	10,795	11,844	12,286	4,718.22
CRISIL 1 Yr T-Bill Index ^{^^}	7.64	5.84	5.52	10,768	11,857	12,137	7,374.14

[^]Benchmark ^{^^}Additional Benchmark. CAGR - Compounded Annual Growth Rate. Inception/Allotment date: 23-Feb-21. **Past performance may or may not be sustained in future and should not be used as a basis of comparison with other investments.** Since inception returns of the scheme is calculated on face value of Rs. 10 invested at inception. The performance details provided above are of Growth Option under Regular and Direct Plan. Different Plans ie Regular Plan and Direct Plan under the scheme has different expense structure. *Based on standard investment of Rs. 10,000 made at the beginning of the relevant period. Mr. Pranav Patel is managing the scheme since January 05, 2024. [§]Dedicated Fund Manager for Overseas Investments.

Mahindra Manulife Business Cycle Fund Managed by Mr. Krishna Sanghavi, Mr. Renjith Sivaram & Mr. Pranav Patel [§]	CAGR Returns (%)		Value of Investment of ₹ 10,000*		NAV / Index Value (as on September 30, 2024)
	1 Year	Since Inception	1 Year (₹)	Since Inception	
Regular Plan - Growth Option	59.61	56.48	16,002	16,037	16.0367
Direct Plan - Growth Option	62.54	59.37	16,297	16,349	16.3488
Nifty 500 TRI [^]	41.27	36.33	14,154	13,867	38,261.39
Nifty 50 TRI ^{^^}	32.80	28.82	13,300	13,062	38,315.21

[^]Benchmark ^{^^}Additional Benchmark. Inception/Allotment date: 11-Sep-23. **Past performance may or may not be sustained in future and should not be used as a basis of comparison with other investments.** Since inception returns of the scheme is calculated on face value of Rs. 10 invested at inception. The performance details provided above are of Growth Option under Regular and Direct Plan. Different Plans ie Regular Plan and Direct Plan under the scheme has different expense structure. *Based on standard investment of Rs. 10,000 made at the beginning of the relevant period. Mr. Pranav Patel is managing this fund since January 05, 2024. [§]Dedicated Fund Manager for Overseas Investments.

Mahindra Manulife Multi Asset Allocation Fund Managed by Mr. Renjith Sivaram (Equity), Mr. Rahul Pal (Debt) & Mr. Pranav Patel [§]	Simple Annualised Returns (%)		Value of Investment of ₹ 10,000*		NAV / Index Value (as on September 30, 2024)
	6 Months	Since Inception	6 Months (₹)	Since Inception	
Regular Plan - Growth Option	26.02	26.47	11,326	11,458	11.4578
Direct Plan - Growth Option	27.88	28.37	11,421	11,562	11.5621
45% Nifty 500 TRI + 40% CRISIL Composite Bond Index + 10% Domestic Price of Physical Gold + 5% Domestic Price of Silver [^]	26.34	28.35	11,342	11,561	11.5610
Nifty 50 TRI ^{^^}	32.53	33.27	11,658	11,832	38,315.21

[^]Benchmark ^{^^}Additional Benchmark. Inception/Allotment date: 13-Mar-24. **Past performance may or may not be sustained in future and should not be used as a basis of comparison with other investments.** Since inception returns of the scheme is calculated on face value of Rs. 10 invested at inception. The performance details provided above are of Growth Option under Regular and Direct Plan. Different Plans ie Regular Plan and Direct Plan under the scheme has different expense structure. *Based on standard investment of Rs. 10,000 made at the beginning of the relevant period.

[§]Dedicated Fund Manager for Overseas Investments. **Simple annualized returns have been provided as per the extant guidelines since the scheme has completed 6 months but not 1 year.**

Note: The performance data of Mahindra Manulife Manufacturing Fund has not been provided as the scheme has not completed 6 months since inception. The said Scheme is co-managed by Mr. Renjith Sivaram, Mr. Manish Lodha & Mr. Pranav Patel (Dedicated Fund Manager for Overseas Investments)